

ESSENTIALLY BETTER



Puro

More than just a bed



Contents

4 Model variants

10 Stylish yet practical design

12 MultiFlex⁺ safety sides

14 Assistance with promoting mobility

16 Easy-to-operate concept

18 For sleeping, mobilisation, caring

19 Digital assistance systems

20 Practical details

22 Innovative design for reliable hygiene

23 Automated reprocessing

24 Maintenance and servicing

25 Equipment and options

29 Technical data

30 The Stiegmeyer-Group

Puro

More than just a bed

Today's hospital beds are expected to satisfy stringent requirements in many different respects. Ensuring patients get a good night's sleep, intuitive use, promoting patient mobility and reliable hygiene – these are just some of the things that operators rightly expect from a hospital bed. That's why our Puro is 'more than just a bed'. It provides strong support for all hospital units. Thanks to this model, patients and nursing staff benefit from a noticeable improvement in their quality of life on a day-to-day basis. At the same time, the stylish design of the Puro enhances the appearance of patients' rooms and raises the profile of the hospital.

The Puro and its tailor-made variants reflect Stiegmeyer's 115 years of experience. From the very beginning, our family-run company has been a technical pioneer in the development of hospital and care beds. Above all, we communicate with our customers and aim to satisfy their wishes and requirements. This successful cooperation has led to convincing results when we look at the Puro.

All models with
full-length
or split
safety side

Strong advantages

The Puro facilitates many aspects of everyday hospital life thanks to its forward-looking technology. The bed's control unit with an intuitive LCD handset gives patients, nurses and technicians precisely the options they need. Its split MultiFlex⁺ safety side can be operated quietly and effortlessly and promotes patient mobilisation. Its large-surface design facilitates thorough and easy cleaning.

Service you can rely on

Stiegmeyer's customer service department is a reliable partner. We guarantee 15-year availability of spare parts following the purchase of the bed and offer attractive inspection and maintenance models. Our tightly knit technical service network prevents the occurrence of bed downtimes.



Puro – Standard

The basic model

- **Height adjustment range:**
32 - 91 cm (depending on castors)
- **The flexible bed:**
 - External dimensions 103.5 x 218.5 cm
 - LCD handset with only 3 keys and a backlit display
 - Optional digital assistance systems
 - Different head and footboards and decors to choose from

Page 6



Puro – lino variant

The narrow bed

- **Height adjustment range:**
32 - 91 cm (depending on castors)
- **Ideal for small rooms:**
 - External dimensions only 99.5 x 214.5 cm for easy manoeuvring in restricted spaces
 - Mattress base dimensions 87 x 200 cm
 - Easy to manoeuvre along narrow corridors

Page 7



Puro – brevo variant

The low-height bed

- **Height adjustment range:**
28 - 86 cm (depending on castors)
- **Fall prevention:**
 - Low-height bed offers protection without liberty-depriving measures
 - Optimal interaction with the split MultiFlex⁺ safety side

Page 8



Puro – brevo lino variant

The narrow low-height bed

- **Height adjustment range:**
28 - 86 cm (depending on castors)
- **Versatility in the daily hospital routine:**
 - Combines the narrow overall dimensions and extensive adjustment range of the lino and brevo variants

Page 9



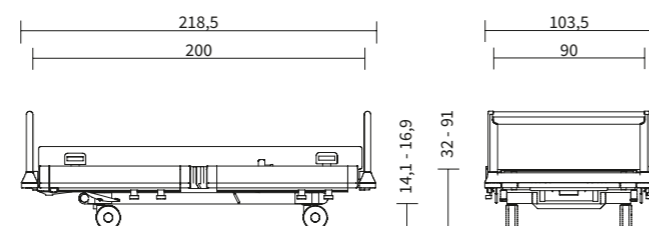
Puro – Standard

The bed for fast track recovery

The Puro combines all the advantages that make life easier for patients and nursing staff: a large height adjustment range for conveniently getting in and out of bed and back-friendly working, a modern LCD handset and the choice of a full-length or split MultiFlex® safety side, which is easy to operate in even the most hectic situations.

- A high safe working load makes it equally suitable for heavier patients weighing up to 250 kg
- Integrated 28 cm bed extension for tall people
- Easy cleaning and maintenance due to large-surface design and good access to all components

External dimensions/height adjustment range:



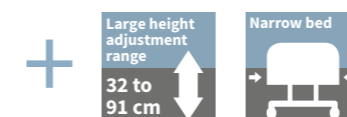
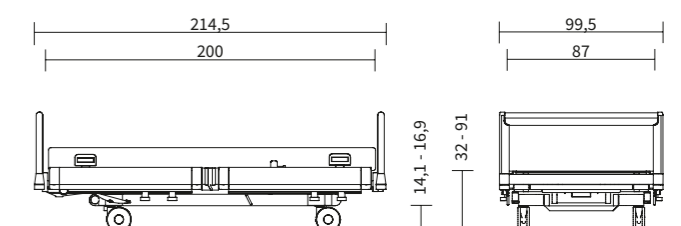
Puro – lino variant

The narrow bed for restricted spaces

Problems often arise if hospital beds need to be moved from one place to another: Corridors are too narrow to allow two beds to pass side by side, and doorways are not wide enough. In rooms with multiple beds, laborious manoeuvring of all beds may be necessary to get one bed to the door. The lino variant, with its overall width reduced by 4 cm to just 99.5 cm, offers the following advantages.

- Mattress base dimensions of 87 x 200 cm provide adequate comfort for the patient
- Choice of integral castors, Steinco double castors or Linea double castors – for optimum manoeuvrability according to your personal preference

External dimensions/height adjustment range:





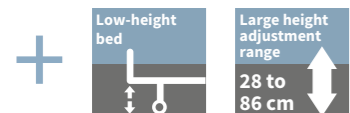
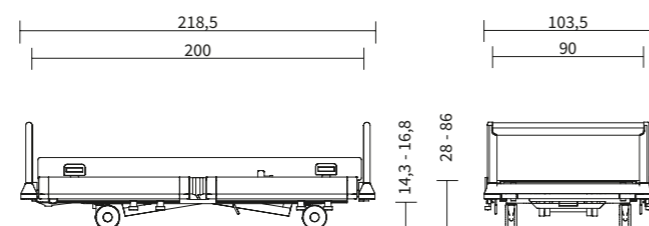
Puro – brevo variant

The low-height bed for fall prevention

How can patients at risk of falling be ideally protected without restricting their freedom and mobility? One of the most convincing answers is the use of a low-height bed. The brevo variant can be lowered to a height of 28 cm, making the risk of injury low in the event of a fall. If the patient wishes to get up, he or she can select a comfortable height using the LCD handset.

- Height adjustment from 28 to 86 cm
- Ideal ergonomic working height is still achievable despite low-height feature
- Optimum balance between protection and mobility with the use of the split MultiFlex® safety side

External dimensions/height adjustment range:



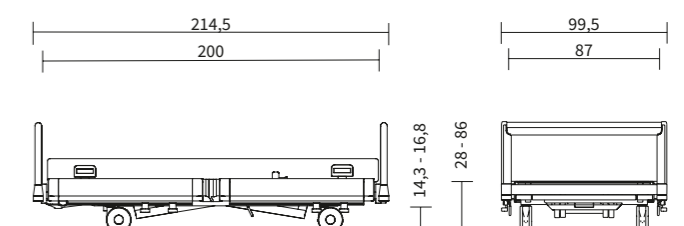
Puro – brevo lino variant

The narrow low-height bed

With the average length of stay of patients in hospital falling, beds must be suitable for increasingly rapid changes. Both the place of use and the requirements can change at any time. With the combination of the lino and brevo variants, you have the ideal bed available for every situation.

- Narrow low-height bed with overall width of 99.5 cm and low position of 28 cm
- Good manoeuvrability over longer distances
- Protection for patients at risk of falling without the need for liberty-depriving measures
- Back-friendly working height of up to 86 cm

External dimensions/height adjustment range:





The streamlined, linear design of the Puro wins you over with its simple elegance.



▲ The Rondo head and footboard is attractive with its elegantly curved handle bar attachment.

Stylish yet practical design

The forward-looking design language of the Puro

The Puro makes a big impression with its sheer good looks, which it combines with outstanding hygiene properties and good protection against damage. Its smooth surfaces radiate straight-lined elegance and high-end quality. The two selectable head and footboard forms Rondo and Stelo are low enough to allow the patient an unobstructed view of the room or out of the window.

▼ Brake pedals in various designs adapt to the appearance of the bed and enable fast central castor locking.



▼ Integrated wall buffer cones deflect the bed from unexpected edges and corners.





▼ The LCD handset is in a safe, protected transport position while the bed is being moved.



If a collision occurs despite the excellent running characteristics, the integrated wall deflection rollers and wall buffer cones prevent damage to the bed and walls. The LCD handset is also reliably protected against damage in its practical holder. In order to adapt the Puro to the furnishing style of the room, there is a choice of many pleasing coloured and wood decors.

▼ The Stelo head and footboard is protected from collision damage by its sturdy stainless steel posts.





◀ When the safety side is lowered, the fixing supports are lowered smoothly and automatically. All mobilisation supports can be raised individually.



◀ To provide standard-compliant protection for more than 50% of the mattress base, it is sufficient to raise the head-end element and the support for the foot-end element.



◀ If you wish, the Puro can also be supplied with a full-length safety side for maximum protection.

MultiFlex⁺ safety side

Reliable protection and easy operation

Split safety sides protect the patient from falls and, if desired, also leave enough space for the patient to get out of bed unhindered. Our innovative MultiFlex⁺ safety side satisfies this requirement ideally. At the same time it is very easy to operate. Even in tense situations, nursing staff can lower the individual elements with one hand using a practical release button on the top bar. The mobilisation supports are lowered smoothly

and automatically along the side of the bed. Even if all the safety side elements are raised, the patient still has a clear view between the bars from the bed.

◀ The practical release mechanism on the top rail allows the safety side to be operated single-handedly.

Assistance with promoting mobility

Early mobilisation of the patient has a very positive effect on his or her recovery. Studies have found that hospital stays could be shortened by more than three days and painkillers and sedatives significantly reduced if the patient sat up or stood up as early as possible.

The Puro offers several supporting functions for this purpose. The split MultiFlex® safety side leaves the patient plenty of room at the foot end for getting in and out of bed unhindered. If desired, the central support can also be used as an ergonomically shaped stand-up aid.

The large stepless height adjustment range of the bed provides the ideal standing-up height for people of all sizes.

ESSENTIALLY BETTER Further advantages of early mobilisation

- Reduced risk of developing deep vein thrombosis, pneumonia, or urinary tract infection
- Pain relief
- Less fatigue and delirium
- Fewer ventilator days

Source: Kalisch BJ, Lee S, Dabney BW. Outcomes of inpatient mobilization: a literature review. J Clin Nurs. 2014;23(11-12):1486-1501

The Puro can always be adapted ► to the best ergonomic height for mobilisation.



▲ If the safety side is only raised at the head end, patients are free to get out of bed during their recovery process.



▲ The middle post of the MultiFlex® can be raised effortlessly.



▲ In its upright position, the middle post serves as a stable aid to help patients stand up or support themselves.





◀ Nurses have greater control over the Puro at their operating level.

EasyCare gives nursing staff all options

Easy-to-operate concept

The LCD handset with 3 keys

The LCD handset requires only 3 keys to control the Puro safely. All functions can be selected intuitively on a backlit display. It provides three control levels for patients, nurses and technicians. Nursing staff, for example, can block certain functions for the patient, but use them on another level using the EasyCare function.

- Easy operation even for patients with limited abilities
- Effortless change of operating levels thanks to an unlocking magnet on the side of the bed
- Practical diagnostic and service functions for technicians facilitate bed maintenance
- Selective locking and operating functions
- Patient-specific handset configuration



- ▲ Patients can move the bed into a comfortable sitting position with the LCD handset.
- ▼ In the illuminated display, all the functions can be selected with just three keys.



ESSENTIALLY BETTER

EasyCare lightens the workload of nursing staff

- The LCD handset contains **three control levels** for patients, nurses and technicians.
- Nurses can **block and conceal certain adjustment functions** for the patient.
- With the **EasyCare** function, these functions can be used at the nurses' level without changing the blocking status for the patient. This saves nursing staff a lot of time and increases the level of safety.

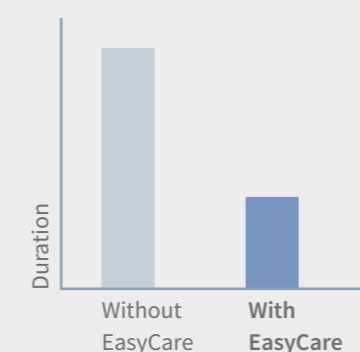


- ▲ The levels can be changed easily with the help of an unlocking magnet.
- ▼ The handset is always ready at hand in a holder on the mobilisation support post.



- ▲ With the EasyCare function, nursing staff can immediately use adjustment options that are blocked for the patient.

Enabling the functions



For sleeping, mobilisation, caring

The Puro is always the right height



At night it is recommended that the Puro is set to its lowest position, particularly if patients are at risk of falling. If patients wish to get up alone, their feet are always in contact with the floor, resulting in activation of the receptors. In the event of a fall, the low height protects against injuries.



During height adjustment, the Puro brevo and brevo lino variants automatically make an intermediate stop at 41 cm. For many people, this height is a good ergonomic sitting position from which they can stand up with little effort. With the aid of the handset, this height can be steplessly selected and individually adjusted for all Puro variants.



A bent back can quickly lead to health issues. Although this is a generally known fact, nurses often assume a bent posture when working under pressure. If, on the other hand, the Puro is raised to hip height, nurses adopt an ergonomic upright posture automatically.

We develop customised solutions for your smart hospital

Digital assistance systems “e-help” provides security and relief

Digital assistance systems are a modern solution for reducing liberty-depriving measures, protecting patients and at the same time supporting nursing staff, especially during night shifts. Under the name “e-help”, Stieglmeyer is constantly developing these systems further. The focus here is on the Out-of-Bed system. A load sensor in the backrest registers when the patient gets up and initiates measures by way of support:

- Immediately switches on the under bed light for better orientation
- Notifies nurse after 4 selectable intervals of between 15 seconds and 15 minutes
- Visual or acoustic signals via the existing in-house call system

The Out-of-Bed system can be connected to the existing in-house call system.



The Out-of-Bed system can switch on a glare-free under bed light.



Practical details

Relief in many everyday situations

The Puro is designed to bring significant relief in many typical everyday situations. Do doctors or nurses need quick access to the patient's head or feet? The head and footboards can be removed in only a few seconds. The head and footboards on the Puro are equipped with safe plug-in connections that can be easily unlocked with one simple movement of the hand.

The nurse can equally easily unlock the 28-cm-long integrated bed extension and draw it out from under the footboard. Tall patients therefore enjoy added space and comfort. Other practical details and options are:

- On request, a locking box or control box can be integrated in the standard-equipment linen holder
- Modern integral or double castors for smooth manoeuvrability
- Wall buffer cones prevent damage during height adjustment, e.g. under a windowsill

▶ The bed extension extends the mattress base to 228 cm, providing plenty of space for tall patients.

▼ With the optional control box in the linen holder, certain functions can be conveniently enabled or locked.



▲ The release mechanisms for the head and footboards are easily accessible and at the same time protected from unintentional operation. Wall buffer cones and deflection rollers protect the bed from collision damage.



▲ The head and footboards can be unlocked and removed in seconds to provide better access to the patient.



▲ The optional 5th castor enables nurses a precise manoeuvring of the bed.

With intensive market observation and research, Stieglmeyer has built up extensive expertise in the field of manoeuvrability of hospital beds. This is why the Puro has the advantages of a directional castor that can be configured at the time of purchase, excellent manoeuvrability, easy controllability and safe directional stability. In the standard and the lino variant, a particularly short wheelbase additionally increases manoeuvrability. For these variants, there is also the option of adding a 5th castor which offers great advantages:

- High stability during patient transport, regardless of whether the nurse is pushing the bed from the head or foot end
- Reduced effort when manoeuvring in confined spaces

ESSENTIALLY BETTER Advantages of the 5th castor



If a bed with a patient lying in it rapidly turns a corner, high centrifugal forces can come into play. The 5th castor as directional castor ensures that the Puro bed remains on track even more precisely and prevents it from slipping sideways.



Automated reprocessing

Machine washable beds provide a high level of protection and relief



Innovative design for reliable hygiene

Streamlined design facilitates cleaning

Reliable hygiene and the successful fight against multi-resistant germs have become central tasks in hospitals. Thorough and at the same time straightforward reprocessing of the beds helps to meet this challenge. Even manual cleaning and disinfection of the Puro is greatly facilitated by its intelligent design. Large surfaces, cables integrated into the bed frame and free access to all areas ensure that dirt can be optimally removed. The elimination of telescopic bars for full-length safety sides reduces the number of niches in which dirt can accumulate.



▲ By integrating cables into the bed frame, niches that can gather dirt are avoided.



▲ Large-surface components lend themselves to easy and thorough cleaning.



▲ Any necessary gaps are designed to be large enough for access during cleaning.



Due to increasingly fast patient turnover, hospitals have less time for reprocessing beds. They also need to work more efficiently in this area – without sacrificing quality. The machine-washable version of the Puro, manufactured to the high protection category IPX6W, is an ideal support.

Our experience of more than 40 years with the automated reprocessing of hospital beds has, of course, influenced the development of the Puro. Thanks to its cavity-sealed frame structure, the washable version of the Puro meets the high demands of automated decontamination. Stieglmeyer tests the bed washing process in cooperation with well-known washing system manufacturers.

- Fast drying materials and water draining design accelerate the cleaning process
- Strenuous manual cleaning is no longer necessary, personnel is available for other tasks
- On request, Stieglmeyer's customer service will develop a tailor-made concept with you for reprocessing beds

Maintenance and servicing

Support for technical staff



The safety, efficiency and ease of use of the Puro are also evident during inspections and maintenance. All electronic components have been placed so as to afford particular protection and yet make them easily accessible at all times. The control unit and the battery are located under a cover underneath the head end of the mattress base. Service technicians can carry out necessary maintenance and repair work on these components in just a few simple steps. Further advantages:

- Technician level of LCD handset provides helpful diagnostic and service options
- LCD handset is inserted in a holder when moving the bed to protect it from damage
- If it is necessary to change the LCD handset, its plug connection is easy to reach
- No hook, which could be broken, is used to attach the handset to the safety side



▲ The technician level of the LCD handset helps with inspections and maintenance.



▶ All electronic components of the bed are easily accessible. Service technicians thus save up to 20 minutes during maintenance work.



▶ The technicians can carry out maintenance work on the control unit and battery in just a few easy steps. A robust, long-life lithium-ion battery is available as an option, and this needs to be replaced much less frequently than conventional batteries.

Equipment and options

Dimensions and adjustment ranges



Bed dimensions

- Model variant **Standard** and **brevo**
External dimensions 103.5 x 218.5 cm
Mattress base (mattress dimensions) 90 x 200 cm

- Model variant **lino** and **brevo lino**
External dimensions 99.5 x 214.5 cm
Mattress base (mattress dimensions) 87 x 200 cm



Mattress base heights

- Model variant **Standard** and **lino**
Height adjustment range with 150-mm castors approx. 35–91 cm, with 150-mm Linea castors 32–88 cm

- Model variant **brevo** and **brevo lino**
Height adjustment range with 125-mm Linea castors 28–84 cm, with 150-mm Linea castors 30–86 cm

Headboard and footboard



Rondo design

- With anodised **aluminium profiles**
- Exchangeable edge protection profile at the sides
- Headboard and footboard completely removable
- Held in place to prevent accidental removal
- Decors from Stieglmeyer Resopal collection



Stelo design

- With sturdy **stainless steel profiles**
- Headboard and footboard completely removable
- Held in place to prevent accidental removal
- Decors from Stieglmeyer Resopal collection

Safety sides



MultiFlex® safety side

- 42 cm protective height above the mattress base
- Several intermediate settings
- Can be lowered using one hand
- Full-length edge protection

- Including mobilisation support
- Safe routing of tubing in guide duct in safety side and protected holder for LCD handset



Full-length safety sides


- 42 cm protective height above the mattress base
- Several intermediate settings
- Full-length edge protection
- With movable holder for LCD handset

Mattress bases



Hygiene mattress base

- Made of polypropylene
- Sections can be removed separately
- Water draining design
- Optionally with slots for belt systems



All-plastic mattress base




- Made of HPL
- Sections can be removed separately, or optionally secured in place to prevent removal
- With slots for belt systems
- Ideal for automated reprocessing





Wire mesh mattress base

- Made of steel
- Particularly sturdy and durable
- Sections can be removed separately
- Ideal for automated reprocessing



Castors

	Integral castor <ul style="list-style-type: none"> • Ø 150 mm • Mattress base height of Standard and lino: approx. 35 – 91 cm
	Steinco double castor <ul style="list-style-type: none"> • Ø 150 mm • Mattress base height of Standard and lino: approx. 35 – 91 cm
	Linea double castor <ul style="list-style-type: none"> • Ø 150 mm • Mattress base height of Standard and lino: approx. 32 – 88 cm • Mattress base height of brevo and brevo lino: approx. 30 – 86 cm • Ø 125 mm • Mattress base height of brevo and brevo lino: approx. 28 – 84 cm

Brake pedals






	Brake pedal <ul style="list-style-type: none"> • Die-cast, chrome-plated • Tread surfaces with neutral colours • Available for all model variants
	Brake pedal with coloured marking <ul style="list-style-type: none"> • Die-cast, chrome-plated • Tread surfaces with coloured marking • Available for all model variants

Wall deflection rollers




	Plastic <ul style="list-style-type: none"> • Ø 100 mm, Ø 60 mm for lino variant • High-duty solid material • Materials: polyamide (PA6) • Including wall buffer cones
	Universal¹⁾ <ul style="list-style-type: none"> • Ø 100 mm • Vertically and horizontally effective • Materials: polyamide (PA6) • Including wall buffer cones

¹⁾ Not available for the lino variant



Control elements

	LCD handset <ul style="list-style-type: none"> • 3 control levels (patients, care staff, technicians) • Extensive locking and setting options in normal operation and emergency situations • Direct error analysis at the technician control level
	Locking box <ul style="list-style-type: none"> • Firmly attached to the linen holder • For locking certain groups of functions • For setting to Trendelenburg position
	Control box <ul style="list-style-type: none"> • For locking and operating all individual functions • Emergency settings • Memory functions
	Satellite operating unit <ul style="list-style-type: none"> • Easy to attach to backrest • Flexible arm that can be adjusted by the patient • Large symbols and easy to reach
	Foot pedal <ul style="list-style-type: none"> • Easy height adjustment of the bed using the foot • Available for all model variants

e-help – digital assistance systems

	Out-of-Bed system <ul style="list-style-type: none"> • 4 selectable response times for the signal can be selected • Automatic activation of the under bed light can be selected • Controlled and activated with a separate handset • Can be connected to existing nurse call systems through open interfaces (further information in the instruction manual)
	Under bed light <ul style="list-style-type: none"> • Can be activated using LCD handset • Automatic activation when the lowest mattress base position is reached and additionally at a mattress base height of 41 cm on the brevo model variant
	Brake signal <ul style="list-style-type: none"> • Signal tone sounds when the mains plug is still connected and the brake is released, protecting the bed from becoming damaged and rolling away unintentionally.

Additional features

	Standard sliding rail <ul style="list-style-type: none"> • On headboard or footboard, or along the side under the backrest
	Angle indicator for the backrest and tilting <ul style="list-style-type: none"> • Indicator at 15°, 30°, 45°, 60° and maximum angle • Intermediate stop at 30° (individual adaptation possible)

Equipment and options

Puro	Standard	lino variant	brevo variant	brevo lino variant
Mattress base heights				
Standard adjustment range	✓	✓	-	-
Low-height adjustment	-	-	✓	✓
External bed dimensions				
103.5 cm, mattress 90 cm	✓	-	✓	-
99.5 cm, mattress 87 cm	-	✓	-	✓
Safety sides				
Full-length	✓	✓	✓	✓
MultiFlex*	0	0	0	0
Head and footboard design				
Rondo	✓	✓	✓	✓
Stelo	0	0	0	0
Base colours				
Crystal white NCS S0500N	✓	✓	✓	✓
Argentum, similar to RAL 9006	0	0	0	0
Decontamination, degree of protection				
Manual reprocessing, IPX6	✓	✓	✓	✓
Automated reprocessing, IPX6W	0	0	0	0
Mattress bases				
PP (polypropylene) hygiene mattress base	✓	✓	✓	✓
PP hygiene mattress base for belt system	0	0	0	0
All-plastic hygiene mattress base for belt system	0	0	0	0
Wire mesh base (removable or non-removable)	0	0	0	0
Wall deflection rollers with wall buffer cones				
4 plastic, all sides	✓	✓	✓	✓
4 universal, all sides	0	-	0	-
2 universal at head end, 2 plastic at foot end	0	-	0	-
Vertical wall deflection roller, head end	-	0	-	0
Castors				
Integral castor Ø 150 mm	✓	✓	-	-
Steinco double castor Ø 150 mm	0	0	-	-
Linea double castor Ø 150 mm	0	0	0	0
Linea double castor Ø 125 mm	-	-	✓	✓
5th castor				
Double castor Ø 125 mm	0	0	-	-
Conductive castor coating				
1 castor	✓	✓	✓	✓
2 castors	0	0	0	0
4 castors	0	0	0	0
5 castors	0	0	-	-
Brake pedal				
2 x die-cast, chrome-plated	✓	✓	✓	✓
2 x die-cast, chrome-plated with coloured marking	0	0	0	0
4 x die-cast, with or without colour marking	0	0	0	0
Directional castor position				
Head end, right	✓	✓	✓	✓
Head end, left	0	0	0	0
Foot end, right	0	0	0	0
Foot end, left	0	0	0	0
Centre of bed	0	0	-	-

Puro	Standard	lino variant	brevo variant	brevo lino variant
Control elements				
1 LCD handset	✓	✓	✓	✓
2 LCD handsets	0	0	0	0
Standard handset ¹⁾	0	0	0	0
Locking box in the linen holder	0	0	0	0
Control box in the linen holder	0	0	0	0
Foot pedal	0	0	0	0
Out-of-Bed system				
Yes	0	0	0	0
Yes, including under bed light	0	0	0	0
Additional features				
Standard sliding rail at head end	0	0	0	0
Standard sliding rails along the side under backrest	0	0	0	0
Soft adjustment of backrest	0	0	0	0
Linen holder	✓	✓	✓	✓
Lower leg rest extension	0	0	0	0
Bed extension	✓	✓	✓	✓
Electronic features				
Brake signal	0	0	0	0
Under bed light	0	0	0	0
Satellite operating unit	0	0	0	0
Backrest angle indicator on LCD handset	0	0	0	0
Battery				
Lead-gel battery	✓	✓	✓	✓
Lithium-ion battery	0	0	0	0

Technical data

Puro	Standard	lino variant	brevo variant	brevo lino variant
Dimensions and weights				
Overall dimensions	103.5 x 218.5 cm	99.5 x 214.5 cm	103.5 x 218.5 cm	99.5 x 214.5 cm
Mattress base (mattress dimensions)	90 x 200 cm	87 x 200 cm	90 x 200 cm	87 x 200 cm
Bed extension	28 cm	28 cm	28 cm	28 cm
Mattress base division	83 – 15 – 33 – 53 cm	83 – 15 – 33 – 53 cm	83 – 15 – 33 – 53 cm	83 – 15 – 33 – 53 cm
Backrest length compensation	10 cm	10 cm	10 cm	10 cm
Safe working load	260 kg	260 kg	260 kg	260 kg
Maximum weight of patient	approx. 220 – 250 kg	approx. 220 – 250 kg	approx. 220 – 250 kg	approx. 220 – 250 kg
Ground clearance of chassis	16.9 cm	16.9 cm	14.3 cm	14.3 cm
Ground clearance of chassis with Linea castor Ø 150 mm	14.1 cm	14.1 cm	16.8 cm	16.8 cm
Total weight	approx. 155 kg	approx. 155 kg	approx. 155 kg	approx. 155 kg
Protection height of safety sides	42 cm	42 cm	42 cm	42 cm
Adjustment range				
Tilting to Trendelenburg position	17°	17°	17°	17°
Tilting to reverse-Trendelenburg position	17°	17°	16°	16°
Mattress base height	approx. 35 – 91 cm	approx. 35 – 91 cm	approx. 28 – 84 cm	approx. 28 – 84 cm
Mattress base height with Linea castor Ø 150 mm	approx. 32 – 88 cm	approx. 32 – 88 cm	approx. 30 – 86 cm	approx. 30 – 86 cm
Backrest angle	70°	70°	70°	70°
Thigh rest angle	40°	40°	40°	40°
Fowler position	16°	16°	16°	16°



Custodians of values
Shapers of the future

STIEGELMEYERGROUP

Custodians of values

Our company was founded in Herford in 1900 and is still a family-run enterprise today. Respect and a sense of responsibility towards our customers, employees and partners form the basis for our day-to-day work. Based on these values and our many years of experience, we offer our customers all over the world high-quality products, solutions and services to meet the needs of the care and healthcare sectors.

Shapers of the future

In order to cope with rapid changes in the care and healthcare sectors, we develop all our products ourselves. Creating innovations and visions of what care will be like in future are the goals we pursue. We maintain regular contact with our customers in order to support them in their daily tasks. Implementing tomorrow's trends today is a successful tradition of ours.

Our expertise

- Hospital
- Nursing home
- Homecare
- Lifestyle beds
- Furniture systems
- Service



The Stiegmeyer-Group is your international partner for hospitals and care facilities and, with the Burmeier brand, also for caring in the home. We support our customers with practice-oriented products, solutions and services that we are constantly developing further.

- Founded in 1900 and still family managed
- Over 1,100 employees worldwide
- All core products manufactured in proprietary factories
- Product development and production in Germany
- Service, training and process optimisation at customer's premises
- International certification and export to more than 60 countries
- Distribution companies located in Belgium, Finland, France, Netherlands, Poland and South Africa

Our brands





STIEGELMEYERGROUP

Hauptsitz / Headquarters

Deutschland / Germany
Stieglmeyer GmbH & Co. KG
Ackerstraße 42
32051 Herford
Phone +49 (0) 5221 185 - 0
Fax +49 (0) 5221 185 - 252
info@stieglmeyer.com
www.stieglmeyer.com

France
Stieglmeyer SAS
8 Allée des Chevreuils
69380 Lissieu
Phone +33 (0) 4 7238 - 5336
Fax +33 (0) 4 7238 - 5481
contact@stieglmeyer.fr
www.stieglmeyer.fr

South Africa
Stieglmeyer Africa (PTY) Ltd
The Estuaries · Century City
Cape Town, 7441
Phone +27 (0) 21 555 - 1415
Fax +27 (0) 21 555 - 0639
info.southafrica@stieglmeyer.com
www.stieglmeyer.co.za

Nederland / Netherlands
Stieglmeyer BV
Peppelenbos 7
6662 WB Elst
Phone +31 (0) 345 581 - 881
info@stieglmeyer.nl
www.stieglmeyer.nl

Suomi / Finland
Stieglmeyer Oy
Ahjokatu 4 A
15800 Lahti
Phone +358 (0) 3 7536 - 320
Fax +358 (0) 3 7536 - 330
stieglmeyer@stieglmeyer.fi
www.stieglmeyer.fi

Polska / Poland
Stieglmeyer Sp. z o.o.
86-212 Stolno
Grubno 63
Phone +48 56 6771 - 400
Fax +48 56 6771 - 410
info.stolno@stieglmeyer.pl
www.stieglmeyer.pl



Finden Sie Ihren Ansprechpartner auf unserer Website:
Find your local partner on our website:
www.stieglmeyer.com/partner

stieglmeyer.com