

ESSENTIALLY BETTER



Sicuro pesa

The ideal basis for intensive care



Contents

- 4 Sicuro pesa

- 5 Medical positioning by lateral tilting

- 6 Functions and options

- 8 Rapid setting of adjustment options

- 9 Easy to operate and better safety

- 10 Equipment and technical data

- 11 The Stiegmeyer Group



Lateral tilting

Relieves the strain on patients and staff

- Can be swivelled to a maximum of 25° on both sides of the bed
- Easier breathing through targeted relief of certain lung areas
- Supports pressure ulcer prevention
- Easy patient hygiene and skin care

Diagnosis and therapy

For demanding requirements

- Mattress base can be extended by folding down the headboard
- Shock position and CPR function adjustable without delay
- No repositioning of patient for x-raying



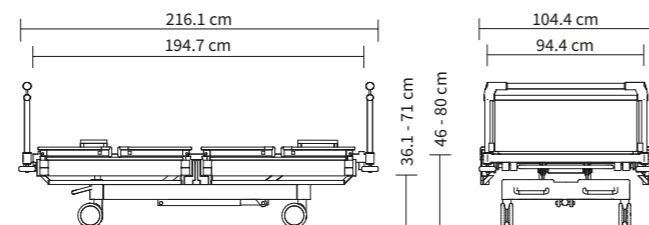
The Sicuro pesa can be laterally tilted to 25 degrees on both sides.

Sicuro pesa

The ideal basis for intensive care

Beds are an important part of the medical equipment in an intensive care unit and have a demanding role to play. It must be possible to set the shock recovery position and CPR position within a matter of seconds. The Sicuro pesa intensive care bed can be adjusted very quickly in all directions using an electric motor - with a high safe working load of 260 kg, which is also suitable for heavy patients.

External dimensions/height adjustment range:



Medical positioning using lateral tilting

Lateral tilting of the Sicuro pesa can be used to relieve the strain on certain areas of the patient's lungs in order to facilitate breathing. At the same time, lateral tilting supports pressure ulcer prevention and helps to reposition patients.

Not just medical treatments but also caring for the patient in bed is made easier - patients can be washed more easily in bed with the mattress base inclined.

All adjustments to the bed can be made using the control box integrated in the bed linen holder. The control box can also be hung from the footboard to make it easier to reach.



▲ The angle of tilt of the backrest, the shock recovery position and the lateral tilt can be displayed on an angle indicator.


Functions and options

For diagnosis and therapy

In order to meet the demanding requirements of an intensive care unit, the Sicuro pesa offers numerous functions and optional equipment for the diagnosis and therapy of patients.

The calibratable weighing system offered by the integrated bed scales delivers precise readings and helps with diagnosis and the correct medication. The weighing cells do not need to be additionally secured if the bed is moved, which saves care staff extra work.

The scales also offer an integrated Out-of-Bed system, which can be optionally connected to the in-house call system. The volume of the signal at the bedside can be adjusted to different levels. The scales work in any mattress base position without any shunting effects.



▲ The optional scales can monitor the patient's weight to an accuracy of 500 grams. In order to determine the weight even more precisely, the scales can be briefly switched to an accuracy of 100 grams.

▲ The bed provides easy C-arm access and allows patients to be x-rayed in bed without repositioning.



▲ The optional X-ray cassette holder is within convenient reach and easy to handle. The drawer and holder are completely removable for effortless cleaning.

▲ The additional rubber coating of the drawer allows the X-ray cassette to be positioned safely and easily.



▲ The mattress base can be extended at the head end by folding the headboard down to make more room for intensive treatment.

▲ There are holders for infusion stands at all four corners of the bed. This makes for flexible positioning of infusions and irrigations.



▲ The foot-end bed extension can be extended effortlessly.

▲ The mattress retainer bar on the backrest can be replaced by a stainless steel standard sliding rail on request.



▲ The integrated stainless steel standard sliding rails supplied as standard are positioned so as to additionally protect the long side of the bed.

▲ The sturdy stainless steel rails on the head and footboards provide a safe hold for peripheral equipment.



The Sicuro pesa takes only 16 seconds to adjust to its highest position.



Fast setting of adjustment options

Due to the bed's ergonomic design, all adjustment functions are accessible in one place on the side of the bed. The shock recovery position or CPR position can be quickly set using the control box or the special CPR lever. The bed's drive motor can also be controlled as required. This means that the backrest is adjusted at half power in normal operation, but at full power in an emergency.



▲ The easy-to-reach foot pedal is ideal for conveniently adjusting the height of the bed while keeping your hands free.



▲ In addition to motorised adjustment, infinitely variable adjustment of the mattress base is also possible manually.



▲ The CPR levers are integrated on both sides so that they can be operated as required.

Easy operation and great safety

The MultiFlex safety sides meet all the important requirements of a modern safety side system. They can be adapted to the patient's mobility, are easy to operate and are fully retractable. The split safety sides can be raised and lowered again in just a few easy steps.

▲ With MultiFlex safety sides, no additional space outside the bed is required since all safety side movements take place within the confines of the bed's width.

The MultiFlex system allows safe routing of drainage tubes thanks to its standard tube holders.




Equipment and technical data

Equipment and options		Additional features	
External bed dimensions		Standard sliding rail along the length	✓
104.5 cm, mattress 87 cm	✓	Sliding rails on backrest	0
Safety sides		Standard sliding rail at bed end	0
MultiFlex	✓	Backrest angle display	✓
Lateral tilting		Angle indicator for lateral tilt	0
25°	✓	Angle indicator for longitudinal tilt	0
Head and footboard design		Electronic features	
Elano	✓	Foot pedal	0
Classic	0	Brake signal ¹⁾	0
Base colours		Under bed light	0
Crystal white NCS S0500N	✓	Scales ²⁾	0
Argentum similar to RAL 9006	0		
Decontamination, degree of protection		Technical data	
Manual reprocessing, IPX6	✓	Dimensions and weights	
Automated reprocessing, IPX6W ¹⁾	0	Overall dimensions	104.4 x 216.1 cm
Mattress bases		Mattress base (mattress dimensions)	87 x 200 cm
PP hygiene mattress base with HPL backrest	✓	Bed extension	28 cm
PP hygiene mattress base with HPL backrest for belt system	0	Mattress base division	80 – 20 – 40 – 60 cm
Wire mesh mattress base with HPL backrest for belt system	0	Backrest length compensation	10 cm
Wall deflection rollers		Safe working load	260 kg
4 standard, all sides	✓	Maximum weight of patient	approx. 220 – 250 kg
4 universal, all sides	0	Ground clearance of chassis	5 cm
2 universal at head end, 2 standard at foot end	0	Total weight	195 kg
Castors		Protection height of safety sides	42 cm
Double castor Ø 150 mm, conductive	✓	Adjustment ranges	
Directional castor position		Tilting to Trendelenburg position	15°
Head end, right	✓	Tilting to reverse-Trendelenburg position	20°
Head end, left	0	Mattress base height	approx. 46 – 80 cm
Foot end, right	0	Backrest angle	70°
Foot end, left	0	Thigh rest angle	80°
Control units		Lateral tilting	25°
Backlit handset	0	Fowler position	27°
Control box in the linen holder	✓		

✓=Standard 0=Optionally available ¹⁾= Not with integrated scales ²⁾= Not with washable version

Decors



Custodians of values Shapers of the future

STIEGELMEYERGROUP

Custodians of values

Our company was founded in Herford in 1900 and is still a family-run enterprise today. Respect and a sense of responsibility towards our customers, employees and partners form the basis for our day-to-day work. Based on these values and our many years of experience, we offer our customers all over the world high-quality products, solutions and services to meet the needs of the care and healthcare sectors.

Shapers of the future

In order to cope with rapid changes in the care and healthcare sectors, we develop all our products ourselves. Creating innovations and visions of what care will be like in future are the goals we pursue. We maintain regular contact with our customers in order to support them in their daily tasks. Implementing tomorrow's trends today is a successful tradition of ours.

Our expertise

- Hospital
- Nursing home
- Homecare
- Lifestyle beds
- Furniture systems
- Service



The Stiegelmeier-Group is your international partner for hospitals and care facilities and, with the Burmeier brand, also for home care. We support our customers with practical products, solutions and services, which we constantly develop further.

- Founded in 1900 and still family-run today
- Employs 1,100 members of staff worldwide
- Production of all core products in our own factories
- Product development and manufacture in Germany
- Services, training and process optimisation at the customer's site
- International certification and export to more than 60 countries
- Sales companies in Belgium, Finland, France, the Netherlands, Poland and South Africa

Our brands





STIEGELMEYERGROUP

Hauptsitz / Headquarters

Deutschland / Germany
Stieglmeyer GmbH & Co. KG
Ackerstraße 42
32051 Herford
Phone +49 (0) 5221 185 - 0
Fax +49 (0) 5221 185 - 252
info@stieglmeyer.com
www.stieglmeyer.com

France
Stieglmeyer SAS
8 Allée des Chevreuils
69380 Lissieu
Phone +33 (0) 4 7238 - 5336
Fax +33 (0) 4 7238 - 5481
contact@stieglmeyer.fr
www.stieglmeyer.fr

South Africa
Stieglmeyer Africa (PTY) Ltd
The Estuaries · Century City
Cape Town, 7441
Phone +27 (0) 21 555 - 1415
Fax +27 (0) 21 555 - 0639
info.southafrica@stieglmeyer.com
www.stieglmeyer.co.za

Nederland / Netherlands
Stieglmeyer BV
Peppelenbos 7
6662 WB Elst
Phone +31 (0) 345 581 - 881
info@stieglmeyer.nl
www.stieglmeyer.nl

Suomi / Finland
Stieglmeyer Oy
Ahjokatu 4 A
15800 Lahti
Phone +358 (0) 3 7536 - 320
Fax +358 (0) 3 7536 - 330
stieglmeyer@stieglmeyer.fi
www.stieglmeyer.fi

Polska / Poland
Stieglmeyer Sp. z o.o.
86-212 Stolno
Grubno 63
Phone +48 56 6771 - 400
Fax +48 56 6771 - 410
info.stolno@stieglmeyer.pl
www.stieglmeyer.pl



Finden Sie Ihren Ansprechpartner auf unserer Website:
Find your local partner on our website:
www.stieglmeyer.com/partner

stieglmeyer.com